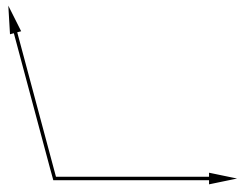
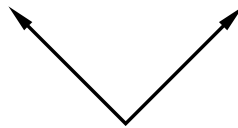
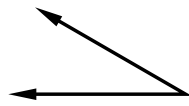




Measuring and Applying Angles

Explore

Directions: Use the paper plate figure and a protractor to create the different angles in the table below. Fill in the blanks to complete the table.

Angle 	Classification	Angle	Classification
	Measure		Measure
			150°
Angle 	Classification	Angle	Classification
	Measure		Measure
			45°
Angle 	Classification	Angle	Classification
	Measure		Measure
			90°

Debriefing Questions

1. What angle measures create a right angle?
2. What angle measures create an acute angle?
3. What angle measures create an obtuse angle?
4. When reading a protractor, how do you know whether to use the smaller or larger number?

