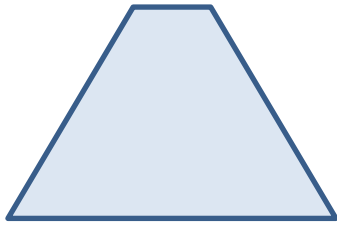


 **Recognizing Symmetry**
Explore

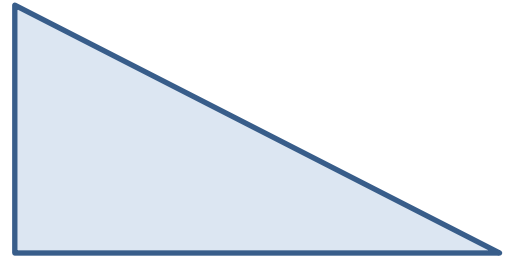
Directions: Cut out the shapes on the Explore Activity Master. Fold each shape to find all lines of symmetry. Draw each of the lines of symmetry on the shapes below.



Shape 1




Shape 2




Shape 3



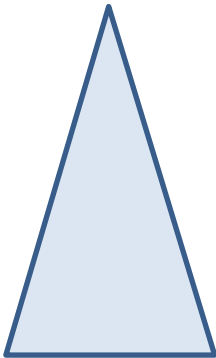
Shape 4



Shape 5



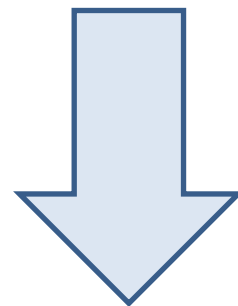
Shape 6



Shape 7



Shape 8



Shape 9

Debriefing Question

1. How can you find all lines of symmetry for a shape?

