

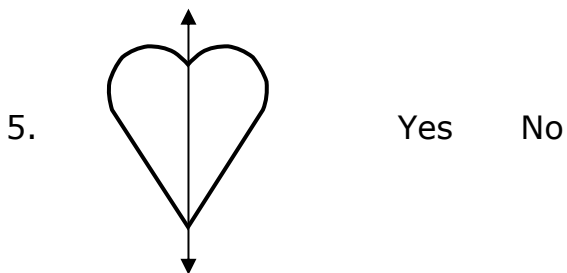
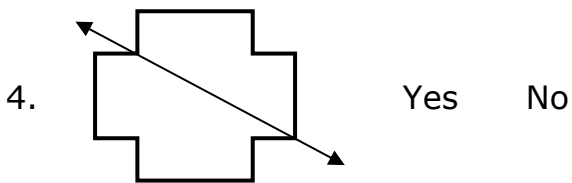
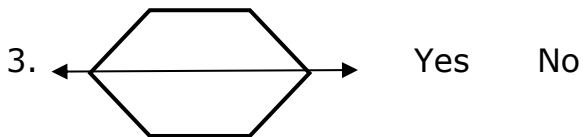
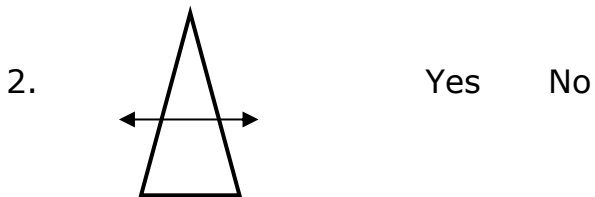
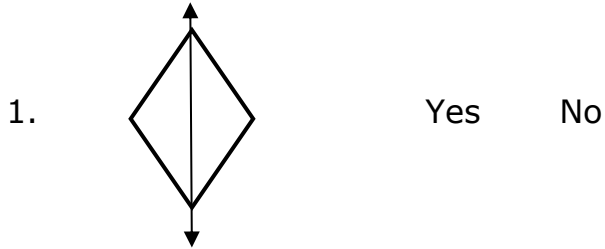


Recognizing Symmetry

Explain Independent Practice

In questions 1-5, circle YES or NO to answer:

Is the line shown a line of symmetry?



Use the following shapes to answer questions 6 - 8.

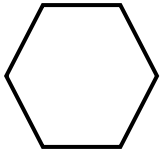


Figure A



Figure B



Figure C



Figure D

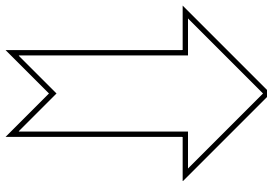
6. Which of the shapes above do not have a line of symmetry?

7. Which of the shapes above have exactly 1 line of symmetry?

8. Which of the shapes above has more than 1 line of symmetry?

In questions 9 – 12, draw all the lines of symmetry for each figure.


9.



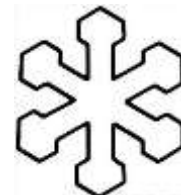
10.



11.

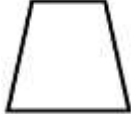



12.

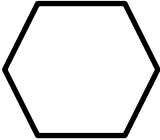


Name _____ Date _____

In questions 13 – 15, identify how many lines of symmetry each figure has.

13.  A. 3 B. 2 C. 1 D. 0
-

14.  A. 4 B. 3 C. 2 D. 0
-

15.  A. 4 B. 3 C. 2 D. 0

