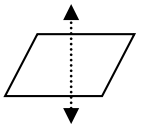
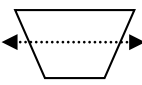
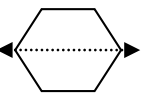
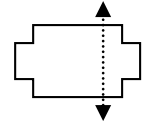




## Recognizing Symmetry





Evaluate

1 Which figure shows a correct line of symmetry?

- A 
- B 
- C 
- D 

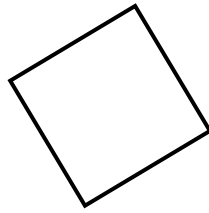
---

2 Which of the following figures does **NOT** have a line of symmetry?

- A 
- B 
- C 
- D 



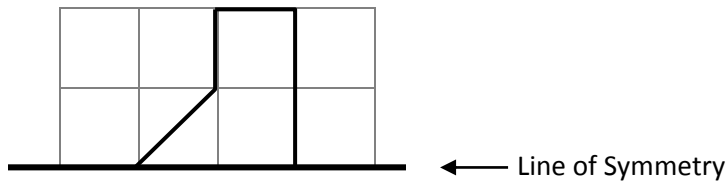
**3** Haven was asked to draw all the lines of symmetry on the figure shown below. How many lines of symmetry did Haven draw if she got the answer correct?



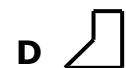
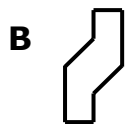
- A** 4
- B** 3
- C** 2
- D** 1

---

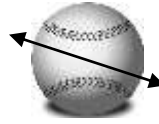
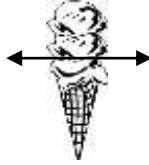
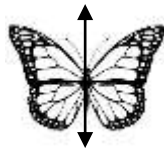
**4** Alex was shown the picture below in art class.



His teacher explained that the bold black line was the line of symmetry and that the students were to use what they have learned about the line of symmetry to draw the rest of the picture. Which picture below would represent the whole picture?



5 Mrs. Betty asked her class to identify which pictures below show the correct lines of symmetry.



Which figures show the correct line of symmetry drawn?

- A Butterfly and Ice Cream
- B Butterfly and Airplane
- C Ice Cream and Baseball
- D Baseball and Airplane

